



## Parent Information




Aloha, my name is Dav Yuan. I am the Education Coordinator for the Alaka'ina Digital Bus on Maui. We have created interactive online lessons for students in a range of different science fields as a result of our current stay-at-home situation.

This guide will help you understand the format of the lessons and how to help your child ask us questions.

First things first, the green bubbles will always represent my conversation.

Yup, this seems familiar...  
(The blue bubbles will always represent the student conversation)



Large red font will always denote a question.  
**Does that make sense?**

Yes, thanks for asking. Pretty straight forward so far.



That's the goal! You'll also find some different color blocks throughout the lessons. Each one serves a different purpose.

### YELLOW: Resources

Represents additional resources: videos, interesting websites, facts.

### PINK: Vocabulary

Represents new vocabulary words that should be learned (these words will be underlined and bolded throughout the lesson).

### ★ PURPLE: Research project ★

Represents a research project, students will follow the directions, and be asked to share it with their family (extra material may be required).

### ORANGE: Tangent

Represents a tangent. Parents can guide students to learn about related materials but through different subjects.



Arts and Culture



Science



Reading & Writing




Math



History



'Ike Hawai'i




Each project will be delivered in sections:

1. Welcome
2. Introduction
3. Part 1
4. (Additional parts if applicable)
5. Conclusion

At the end of each section we encourage the students to make contact with us to talk story about their lesson and to engage in a question and answer session. All of our contact information can be found on the next page and on our website: <https://www.digitalbus.org/covid-19-assistance>

**Any video or audio Q&A sessions must include a parent. No exceptions.**




If you would like a more personalized experience for your child, we can include their picture next to every blue conversation bubble. Small things like this can make all the difference when trying to engage. Please contact us!

So far so good, any tips you can give when handing all this over to the kids?



Yes. Bite size chunks! Do one part of each lesson every few days. Even better, have them contact us when they're done with one part, and we'll give them the next section.

If you send me their completed projected once finished, I'll send the keiki a goodie bag :)



We will be constantly updating our website with new lessons, videos, and a schedule of live discussions and lessons. Please check back often.



Good luck, and don't forget, we're here to Kōkua (help) at anytime!

Me Ke Aloha,

Dav Yuan  
& the Digital Bus team

## CONTACT INFORMATION

### For Stay-at-Home lessons questions

**Email:** [digitalbus\\_maui@gmail.com](mailto:digitalbus_maui@gmail.com)

**Instagram:** [digital\\_bus\\_program](https://www.instagram.com/digital_bus_program)

**Skype:** [digitalbus\\_maui@gmail.com](https://www.skype.com/en/contacts/people/digitalbus_maui@gmail.com)

**Zoom:** [digitalbus\\_maui@gmail.com](https://www.zoom.us/j/9198912345)

**Phone:** 808-868-1524

**WhatsApp:** 808-868-1524

### For all other Alaka'ina Digital Bus questions

**Email:** [dyuan@digitalbus.org](mailto:dyuan@digitalbus.org)

**Website:** [www.digitalbus.org](http://www.digitalbus.org)